

 **Ask for Confirmation** 



How to use this app:

This app will ask you for a Datafile – choose a text file (.txt). It runs a small bash script: "awk 'NR % 2 == 1' > " which will remove every 2nd line of the txt file. Output will be available on the desktop as "AwkOutput.txt" – rename it before running the program again.



I don't get

I Understand


Results

Options

Description

 **Ask for Finder Items** 

Prompt: Choose a text datafile to remove every 2nd line from! (Output will be on



Start at:  Desktop

Type: Files ☐ Allow Multiple Selection

Results

Options

Description

 **Run Shell Script** 

Shell: /bin/bash Pass input: as arguments



```
cat "$@" | awk -F, 'NR % 2 == 1' > ~/Desktop/AwkOutput.txt
```

Results

Options

Description

☐ Show this action when the workflow runs
☐ Show only the selected items

 **Show Growl Notification** 

Title: I'm Done!

Description: I just removed every 2nd line from your file!

Priority: Normal ☐ Sticky

Results

Options

Description